



**FREE  
Take  
One!**

Time

Difficulty



Easy

## ***Bunny Basket\****

This adorable, lightweight basket is perfect for a young child. Let your little one color in the bunny's face.

### ***You will need:***

- 1 sheet of 3/16" foamboard
- FoamWerks Straight Cutter (WC-6001 or WC-6010)
- FoamWerks V-Groove Cutter (WC-2001)
- FoamWerks Freestyle Cutter (WB-6020)
- Logan Art Deckle 4-Way Stylus (A1303)
- Paint or ink for ears
- Stencil brush
- Egg paper punch
- Heart paper punch
- Pink and black paper
- White wire
- Cotton ball or large white pom-pom
- White marabou (fur) trim
- Clear drying glue
- Glue gun

*For even more exciting foamboard projects, read [Foamboard Magic](#) by Eileen L. Hull.*


\* This project is an excerpt from [Foamboard Magic](#) by Eileen L. Hull. Copyright 2009 Logan Graphic Products, Inc.



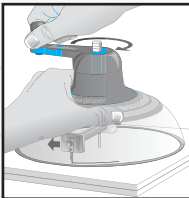
## INSTRUCTIONS:

1. Transfer pattern to foamboard (see diagram 1).
2. Cut out bunny shape with the Freestyle Cutter.
3. Cut the inside lines with the V-Groove Cutter.
4. Lay flat and add details such as paint, eyes, fur, buttons, stickers, etc. For eyes, use egg paper punch to punch 2 pink and 2 black egg shapes. Place the black eggs on the pink eggs and lower slightly as seen in photo. Glue together and glue to head. Punch a heart shape from pink paper. Glue to bunny face upside down as nose. Make small holes on either side of nose and bring white chenille stems or wire through as whiskers. With stencil brush, dab pink ink up in ear centers and on cheeks.
5. Punch holes where handles will go. The handle is wire wrapped with marabou fur trim and glued at each end to secure. You could also use ribbon, chenille stems or plain wire with beads added in pastel colors.
6. Glue pompom or cotton ball on back of bunny for tail.
7. Fold up into basket shape and glue sides at an angle to front and back of basket.
8. Fill with Easter grass and candy!

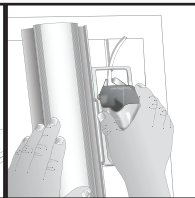
Diagram 1



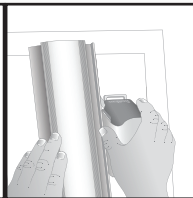
Close-up  
of face



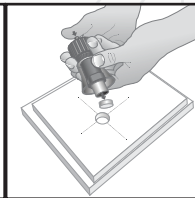
WA-8001 FoamWerks  
Circle Cutter



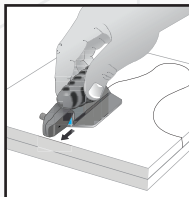
WC-6001 FoamWerks  
Straight Cutter



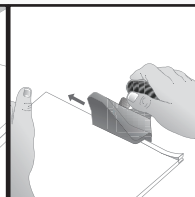
WC-2001 FoamWerks  
V-Groove Cutter



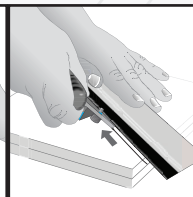
WD-8010 FoamWerks  
Hole Drill



WB-6020 FoamWerks  
Freestyle Cutter



WC-4010 FoamWerks  
Rabbit Cutter



WC-6010 FoamWerks  
Straight/Bevel Cutter



brought to  
you by

**LOGAN**<sup>®</sup>

GRAPHIC PRODUCTS, INC.  
Tools for Art - Tools for Life

Logan Graphic Products, Inc.

1100 Brown Street  
Wauconda, IL 60084 USA

1-800-331-6232

[www.foamwerks.com](http://www.foamwerks.com)