



**FREE
Take
One!**

Time	Difficulty
1.5 hrs.	Intermediate

Photo Cube*

These easy-to-make photo cubes make great gifts or holiday ornaments! Make a bunch for everyone on your list.

You will need:

- 1 sheet of 3/16" foamboard (whatever color you prefer)
- FoamWerks V-Groove Cutter (WC-2001)
- FoamWerks Rabbit Cutter (WC-4010)
- FoamWerks Straight Cutter (WC-6001) or Straight/Bevel Cutter (WC-6010)
- FoamWerks Circle Cutter (WA-8001)
- FoamWerks Channel Rail (W-3001)
- Sharp pencil
- FoamWerks Tape (W-5003) or Glue gun
- Markers, glitter, stamps, paint, beads, etc. for embellishment

For even more exciting foamboard projects, read [Foamboard Magic](#) by Eileen L. Hull.

* This project design by Eileen L. Hull.
Copyright 2008 Logan Graphic Products, Inc.



INSTRUCTIONS:

1. Using the Straight Cutter, cut one piece of foamboard measuring 12" x 3". With the V-groove Cutter, cut a V-groove every 3", as shown with dashed lines in **Diagram 1**.
2. Cut four 2" diameter circles centered within each 3" panel, using the Circle Cutter.
3. Using the Rabbet Cutter, cut a rabbet along one of the outside 3" edges.

Diagram 1

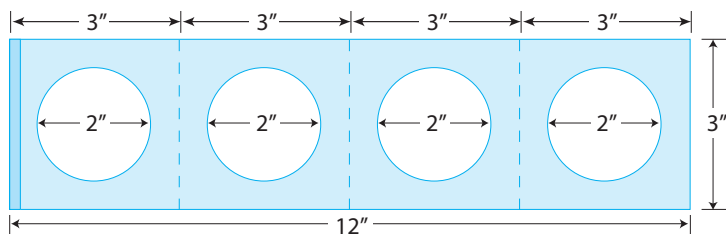
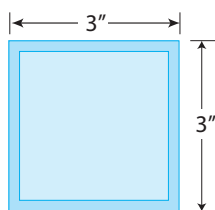


Diagram 3

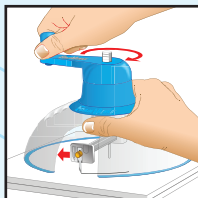


4. Bend each V-groove to form a 90 degree corner, creating a cube. Adhere the final two edges together by sliding the straight-cut edge into the rabbet edge, secure using either tape or glue gun (**Diagram 2**).

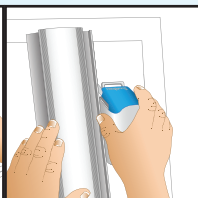
Diagram 2



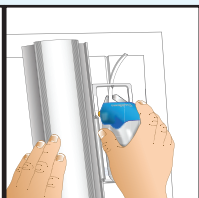
5. Cut two squares, each measuring 3" x 3". Cut a rabbet edge on all four sides of each piece. These will become the bottom and top of the photo cube (**Diagram 3**).
6. Using either tape or glue gun, adhere the bottom to the box.
7. Place the top on, but do not glue. This way you can change out the pictures whenever you want!
8. Decorate the outside surface with markers, stamps, paintings, ribbons, or whatever you choose. Position your favorite photos inside the box in the circle openings, and hold in place with tape.



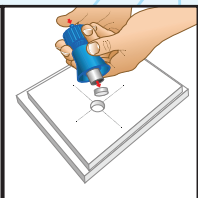
WA-8001 FoamWerks
Circle Cutter



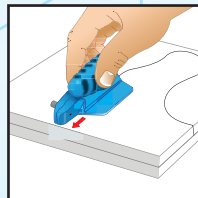
WC-6001 FoamWerks
Straight Cutter



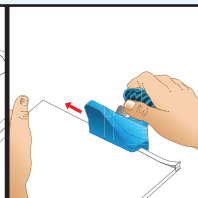
WC-2001 FoamWerks
V-Groove Cutter



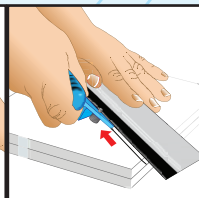
WD-8010 FoamWerks
Hole Drill




WB-6020 FoamWerks
Freestyle Cutter



WC-4010 FoamWerks
Rabbet Cutter



WC-6010 FoamWerks
Straight/Bevel Cutter



brought to
you by

LOGAN[®]
GRAPHIC PRODUCTS, INC.
Tools for Art - Tools for Life

Logan Graphic Products, Inc.
1100 Brown Street
Wauconda, IL 60084 USA
1-800-331-6232
www.foamwerks.com